

BOOK 3: HAPPY DIWALI!

NEW DEHLI, INDIA

WRITTEN BY:

ERIN K. SCHONAUER & JAMIE C. SCHONAUER

ILLUSTRATED BY KATHLEEN SCHONAUER

## HARMONY BY THE CHAPTER – DISCUSSION QUESTIONS

### CHAPTER 1

AS HARMONY AND HER FRIENDS SIT AROUND A SMALL BONFIRE, DAVIS SHOWS THEM HIS NEW INVENTION. WHAT DID DAVIS INVENT?

### CHAPTER 2

WHAT DOES HARMONY FIND INSIDE THE TREASURE CHEST?

### CHAPTER 3

HARMONY MEETS NEW FRIENDS SHUBRA AND NAKUL. THEY TELL HER SHE'S ARRIVED JUST IN TIME FOR DIWALI. WHAT IS DIWALI?

### CHAPTER 4

WHAT DID NAKUL LOSE?

### CHAPTER 5

WHY DOES NAKUL THINK SHUBRA TOOK HIS FAVORITE RAMAYANA BOOK?

### CHAPTER 6

HARMONY, NAKUL, AND SHUBRA TAKE A RICKSHAW RIDE TO THE SPICE MARKET. HOW IS THE RICKSHAW POWERED?


### CHAPTER 7

WHEN NAKUL, SHUBRA, AND HARMONY RETURN HOME FROM THE SPICE MARKET, NAKUL IS THE FIRST TO RUN INTO THE APARTMENT AND STRAIGHT TO THE KITCHEN. ONCE HE ARRIVES IN THE KITCHEN, WHAT TRICK DOES HE PLAY ON SHUBRA?

### CHAPTER 8

WHAT MAKES NAKUL CONFESS TO SHUBRA ABOUT HIS TRICK?





BOOK 3: HAPPY DIWALI!

NEW DEHLI, INDIA

WRITTEN BY:

ERIN K. SCHONAUER & JAMIE C. SCHONAUER

ILLUSTRATED BY KATHLEEN SCHONAUER

## HARMONY BY THE CHAPTER – DISCUSSION QUESTIONS

### CHAPTER 9

HOW DO SHUBRA AND NAKUL MAKE UP?

### CHAPTER 10

NAKUL TELLS SHUBRA HE IS THE GHOST PEPPER GHOST. WHY DOES HE CALL HIMSELF THAT?

### CHAPTER 11

SHUBRA AND HARMONY WORK TOGETHER TO MAKE A NEW RECIPE FOR DIWALI. THEY USE MURI IN THEIR RECIPE. WHAT IS MURI?

### CHAPTER 12

HARMONY JOINED THE RAO FAMILY FOR A SPECIAL PRAYER DEDICATED TO THE GODDESS LAKSHMI. THEY ALL GATHER IN FRONT OF THE FAMILY SHRINE. NAME THREE ITEMS ON THE FAMILY SHRINE.

### CHAPTER 13

NAKUL AND SHUBRA EXPLAIN TO HARMONY ABOUT GREEN CRACKERS AND GREEN SPARKLERS. WHAT MAKES GREEN CRACKERS AND GREEN SPARKLERS DIFFERENT FROM OTHER FIREWORKS?

### CHAPTER 14


AFTER THE TREASURE CHEST DISAPPEARS INTO THE SIDE OF THE ROCK, WHAT DOES HARMONY FIND FLOATING IN THE AIR?

### OVERALL QUESTIONS

DAVIS INVENTED THE S'MORES SQUARED. HARMONY HELPED SHUBRA INVENT A NEW RECIPE FOR DIWALI. WHAT WOULD YOU INVENT?

NAKUL'S ROLE MODEL IS LORD RAMA. WHO'S YOUR ROLE MODEL?





BOOK 3: HAPPY DIWALI!

NEW DEHLI, INDIA

WRITTEN BY:

ERIN K. SCHONAUER & JAMIE C. SCHONAUER

ILLUSTRATED BY KATHLEEN SCHONAUER

## HARMONY BY THE CHAPTER – ANSWER KEY

### CHAPTER 1

AS HARMONY AND HER FRIENDS SIT AROUND A SMALL BONFIRE, DAVIS SHOWS THEM HIS NEW INVENTION.

WHAT DID DAVIS INVENT?

S'MORES SQUARED--A WAY TO MAKE FOUR S'MORES AT ONCE!

### CHAPTER 2

WHAT DOES HARMONY FIND INSIDE THE TREASURE CHEST?

A CANDLE-LIKE OBJECT. LATER IN THE STORY, SHE FINDS OUT IT'S CALLED A DIYA.

### CHAPTER 3

HARMONY MEETS NEW FRIENDS SHUBRA AND NAKUL. THEY TELL HER SHE'S ARRIVED JUST IN TIME FOR DIWALI. WHAT IS DIWALI?

DIWALI IS A SPECIAL CELEBRATION IN INDIA THAT LASTS FOR FIVE DAYS. IT'S ALSO KNOWN AS THE FESTIVAL OF LIGHTS. DIWALI CELEBRATES THE VICTORY OF GOOD OVER EVIL. IT HONORS THE HINDU GOD LORD RAMA AND HIS RETURN HOME TO HIS KINGDOM, AYODHYA AFTER 14 YEARS OF EXILE. DIWALI TAKES PLACE IN OCTOBER OR NOVEMBER DEPENDING ON THE HINDU LUNAR CALENDAR.

### CHAPTER 4

WHAT DID NAKUL LOSE?


HIS RAMAYANA BOOK

### CHAPTER 5

WHY DOES NAKUL THINK SHUBRA TOOK HIS FAVORITE RAMAYANA BOOK?

NAKUL THINKS SHUBRA WAS IN HIS ROOM WHEN THE FAMILY WAS CLEANING FOR DIWALI. ALSO, NAKUL THINKS SHUBRA IS PLAYING ONE OF HER LITTLE TRICKS ON HIM.





BOOK 3: HAPPY DIWALI!

NEW DEHLI, INDIA

WRITTEN BY:

ERIN K. SCHONAUER & JAMIE C. SCHONAUER

ILLUSTRATED BY KATHLEEN SCHONAUER

## HARMONY BY THE CHAPTER – ANSWER KEY

### CHAPTER 6

HARMONY, NAKUL, AND SHUBRA TAKE A RICKSHAW RIDE TO THE SPICE MARKET. HOW IS THE RICKSHAW POWERED?

BY BICYCLE

### CHAPTER 7

WHEN NAKUL, SHUBRA, AND HARMONY RETURN HOME FROM THE SPICE MARKET, NAKUL IS THE FIRST TO RUN INTO THE APARTMENT AND STRAIGHT TO THE KITCHEN. ONCE HE ARRIVES IN THE KITCHEN, WHAT TRICK DOES HE PLAY ON SHUBRA?

NAKUL POURS SPICY HOT WHITE GHOST PEPPER INTO THE EMPTY CARDAMOM JAR.

### CHAPTER 8

WHAT MAKES NAKUL CONFESS TO SHUBRA ABOUT HIS TRICK?

HE SEES HIS RAMAYANA BOOK OPEN TO A PICTURE OF LORD RAMA. NAKUL REMEMBERS LORD RAMA'S KINDNESS AND GOOD QUALITIES. NAKUL WANTS TO BE LIKE LORD RAMA SO HE DECIDES HE HAS TO CONFESS TO SHUBRA ABOUT THE TRICK HE PLAYED ON HER.

### CHAPTER 9

HOW DO SHUBRA AND NAKUL MAKE UP?

HARMONY HELPS SHUBRA REALIZE THAT NAKUL IS HER ONLY BROTHER. AND ALTHOUGH NAKUL DID THE WRONG ACTIONS, HE DID ADMIT TO HIS WRONGDOING. SHUBRA LISTENS TO HARMONY'S ADVICE AND DECIDES TO GIVE NAKUL ANOTHER CHANCE. SHUBRA AND NAKUL MAKE A TRUCE AND FORGIVE EACH OTHER.


### CHAPTER 10

NAKUL TELLS SHUBRA HE IS THE GHOST PEPPER GHOST. WHY DOES HE CALL HIMSELF THAT?

BECAUSE NAKUL SNUCK INTO THE KITCHEN SILENTLY AND QUIETLY LIKE A GHOST. THEN, HE PUT GHOST PEPPER IN HER CARDAMOM JAR. HENCE, THE "GHOST PEPPER GHOST."







BOOK 3: HAPPY DIWALI!

NEW DEHLI, INDIA

WRITTEN BY:

ERIN K. SCHONAUER & JAMIE C. SCHONAUER

ILLUSTRATED BY KATHLEEN SCHONAUER

## HARMONY BY THE CHAPTER – ANSWER KEY

### CHAPTER 11

SHUBRA AND HARMONY WORK TOGETHER TO MAKE A NEW RECIPE FOR DIWALI. THEY USE MURI IN THEIR RECIPE. WHAT IS MURI?

PUFFED RICE. IT'S OFTEN USED IN INDIAN STREET FOOD.

### CHAPTER 12

HARMONY JOINED THE RAO FAMILY FOR A SPECIAL PRAYER DEDICATED TO THE GODDESS LAKSHMI. THEY ALL GATHER IN FRONT OF THE FAMILY SHRINE. NAME THREE ITEMS ON THE FAMILY SHRINE.

RED CLOTH, INCENSE STICKS, PRASADAM, DIYAS, STATUE OF GODDESS LAKSHMI, SACRED POT (KALASH), MANGO TREE LEAVES, MARIGOLD AND ROSE PETALS, SACRED WATER FROM THE GANGES RIVER.

### CHAPTER 13

NAKUL AND SHUBRA EXPLAIN TO HARMONY ABOUT GREEN CRACKERS AND GREEN SPARKLERS. WHAT MAKES GREEN CRACKERS AND GREEN SPARKLERS DIFFERENT FROM OTHER FIREWORKS?

THEY ARE ENVIRONMENTALLY FRIENDLY AND CAUSE LESS POLLUTION.

### CHAPTER 14

AFTER THE TREASURE CHEST DISAPPEARS INTO THE SIDE OF THE ROCK, WHAT DOES HARMONY FIND FLOATING IN THE AIR?


A DIARY PAGE FROM CAPTAIN PELAGIA "PEARL'S" VOYAGE.

### OVERALL QUESTIONS

DAVIS INVENTED THE S'MORES SQUARED. HARMONY HELPED SHUBRA INVENT A NEW RECIPE FOR DIWALI. WHAT WOULD YOU INVENT?

NAKUL'S ROLE MODEL IS LORD RAMA. WHO'S YOUR ROLE MODEL?





BOOK 3: HAPPY DIWALI!

NEW DEHLI, INDIA

WRITTEN BY:

ERIN K. SCHONAUER & JAMIE C. SCHONAUER

ILLUSTRATED BY KATHLEEN SCHONAUER

## LESSON PLAN

### HARMONY MEETS THE WORLD, BOOK 3: HAPPY DIWALI!

WHEN HARMONY FINDS A DIYA, A CLAY OIL LAMP, HIDDEN INSIDE THE MYSTERIOUS TREASURE BOX, SHE EXAMINES IT THROUGH HER MAGICAL BINOCULARS AND IS INSTANTLY TRANSPORTED TO NEW DELHI, INDIA WHERE SHE IS WELCOMED BY NAKUL AND SHUBRA, A BROTHER AND SISTER DUO, WHO HAVE INVITED HARMONY TO SPEND DIWALI WITH THEIR FAMILY.


UPON ARRIVAL, HARMONY LEARNS THE ORIGINS OF DIWALI AND HOW IT HONORS THE RETURN HOME OF THE HINDU GOD, LORD RAMA. DURING HER VISIT, HARMONY HELPS THE FAMILY PREPARE THEIR HOUSE FOR DIWALI FROM CREATING A BEAUTIFUL RANGOLI TO CLEANING THEIR HOME SO LAKSHMI, THE GODDESS OF GOOD FORTUNE, CAN ENTER. PLUS, THEY INDULGE IN MAKING SWEET TREATS LIKE PISTA BURFI.

IN THE MIDST OF THE ACTIVITIES, NAKUL SUSPECTS SHUBRA HAS STOLEN HIS PRIZED TREASURE. ALSO, WHEN SHUBRA STARTS SPENDING MORE TIME WITH HARMONY THAN WITH HER BROTHER. NAKUL FEELS LEFT OUT AND GETS EVEN MORE UPSET WITH SHUBRA. CAN HARMONY HELP SUBRA MAKE AMENDS WITH NAKUL AND SPREAD THE JOYOUS DIWALI SPIRIT?

#### LEARNING OBJECTIVES

- STUDENTS WILL BE ABLE TO EXPLAIN INDIAN CELEBRATIONS FROM THE STORY.
- STUDENTS WILL BE ABLE TO POINT OUT INDIA ON A WORLD MAP OR GLOBE.
- STUDENTS WILL PRACTICE SOLVING PROBLEMS WHICH OCCUR IN FAMILY AND COMMUNITY LIFE.
- STUDENTS WILL DEVELOP STRATEGIES TO USE IN DIFFICULT SITUATIONS.
- STUDENTS WILL BE ABLE TO CREATE ARTWORK USING RADIAL SYMMETRY.
- STUDENTS WILL EXAMINE AND DIFFERENTIATE BETWEEN CITY LIFE IN INDIA AND CITY LIFE IN THE USA
- .STUDENTS WILL GATHER INTERESTING FACTS ABOUT FIREFLIES IN A SHORT RESEARCH ACTIVITY (BIOLUMINESCENCE OR "LIVING LIGHT", WHERE THEY LIVE, ENDANGERED SPECIES, ETC.)
- STUDENTS WILL BE ABLE TO DISCUSS SYMBOLS AND THEIR MEANINGS.





BOOK 3: HAPPY DIWALI!

NEW DEHLI, INDIA

WRITTEN BY:

ERIN K. SCHONAUER & JAMIE C. SCHONAUER

ILLUSTRATED BY KATHLEEN SCHONAUER


## LESSON PLAN

### HARMONY MEETS THE WORLD, BOOK 3: HAPPY DIWALI!

#### LEARNING ACTIVITIES

- READ THE BOOK TOGETHER OR IN GROUPS. LIST NEW OR DIFFICULT WORDS ON THE BOARD, DECODE THEM AND HAVE THE STUDENTS ADD THEM TO THEIR VOCABULARY LIST.
- POINT OUT CALIFORNIA AND INDIA ON THE WORLD MAP OR GLOBE. COMPARE THE TWO BY SIZE, LANDMARKS, AND GEOGRAPHY. ASK "HAS ANYONE BEEN TO INDIA OR DO YOU KNOW SOMEONE WHO HAS?" "WHAT DO YOU ALREADY KNOW ABOUT INDIA?"
- DISCUSS THE PREPARATIONS THE FAMILY IS MAKING FOR THEIR DIWALI CELEBRATION. COMPARE AND CONTRAST THEM WITH YOUR OWN FAMILY HOLIDAY ACTIVITIES. ASK: "CAN YOU FIND ANY SIMILARITIES BETWEEN NAKUL'S AND SHUBRA'S HOLIDAY AND YOURS? (PREPARING SPECIAL FOOD, CLEANING AND DECORATING, GIFT GIVING, ETC..)"
- FOR READING COMPREHENSION, READ OUT LOUD A PASSAGE FROM THE BOOK THAT PRESENTS AN INTERESTING SITUATION (CHAPTER 5, FOR EXAMPLE). HAVE THE STUDENTS DISCUSS: THE MAIN IDEA OR CONFLICT; WHAT IT REMINDS THEM OF; WHICH CHARACTERS ARE USING EMOTIONS, ACTIONS, OR THE APPEARANCE OF THINGS TO UNDERSTAND THE SITUATION; WHAT WOULD EACH STUDENT DO TO SOLVE THIS CONFLICT?
- DISCUSS MINDFULNESS (BEING IN THE PRESENT) AND HOW IT CAN HELP CALM THINGS DOWN. SIT IN A CIRCLE ON CHAIRS OR ON THE FLOOR. INSTRUCT THE CHILDREN TO TAKE DEEP BREATHS IN THROUGH THEIR NOSE AND TO EXHALE SLOWLY THROUGH THE NOSE (FOR ONE TO TWO MINUTES). HAVE THEM PLACE THEIR HAND ON THEIR HEART TO NOTICE THE BEAT. NOW ASK THEM TO THINK OF A FRIEND OR SIBLING FOR WHOM THEY ARE GRATEFUL. ENCOURAGE THEM TO SEND KIND THOUGHTS TO THEM AND HOLD THEM IN THEIR HEARTS. THIS IS CALLED HEARTFULNESS. THEY CAN ALSO SEND KIND WISHES IN A LETTER OR DRAWING.
- AS AN ART PROJECT, CREATE "HAPPY DIWALI" CARDS FOR YOUR SPECIAL FRIENDS, SIBLINGS, MOM OR DAD, ETC. (SEE "HAPPY DIWALI CARDS" ACTIVITY ON THIS WEBSITE).





BOOK 3: HAPPY DIWALI!

NEW DEHLI, INDIA

WRITTEN BY:

ERIN K. SCHONAUER & JAMIE C. SCHONAUER

ILLUSTRATED BY KATHLEEN SCHONAUER


## LESSON PLAN

### HARMONY MEETS THE WORLD, BOOK 3: HAPPY DIWALI!

- INTRODUCE RADIAL BALANCE BY HAVING THE STUDENTS CREATE THEIR OWN RANGOLI. IT MIGHT BE NICE TO GO OUTSIDE TO CREATE RANGOLIS AS SIDEWALK CHALK ART. START THE DESIGN FROM THE CENTER AND WORK OUTWARDS. TAKE PICTURES OF EACH RANGOLI BEFORE IT RAINS! (SEE "CREATING RANGOLIS" ON THIS WEBSITE.)
- HAVE THE STUDENTS DO A SHORT SCIENCE RESEARCH PROJECT ON FIREFLIES AND THEIR ABILITY TO CREATE LIGHT AND WHY ARE THEY BECOMING ENDANGERED.
- DISCUSS THE RICKSHAW AS ONE OF THE MODES OF TRANSPORTATION IN INDIA. DO WE HAVE ANYTHING SIMILAR TO IT IN THE USA? WHAT OTHER MODES OF TRANSPORTATION ARE USED IN INDIA? DO A SHORT SOCIAL STUDIES RESEARCH PROJECT ON IT.
- DEFINE SYMBOLS. SYMBOLS CAN BE WORDS, OBJECTS, OR IMAGES THAT HAVE A SPECIAL MEANING. MAKE A LIST OF ALL THE SYMBOLS FOUND IN THE BOOK AND HAVE STUDENTS TRY TO CREATE MEANINGS FOR EACH. MAKE SURE THEY SEARCH THE ILLUSTRATIONS FOR SYMBOLS AS WELL. [PEACOCK(HARMONY), ELEPHANT(GOOD LUCK),LIGHT (WISDOM), DARKNESS (IGNORANCE) FLOWERS (BEAUTY), DIWALI (JOY AND PEACE), FIREWORKS (VICTORY OF GOOD OVER EVIL), DIYAS (LIGHT OVER DARK), RANGOLI (WELCOME), ETC. ] EACH CULTURE INTERPRETS SYMBOLS IN DIFFERENT WAYS. IT IS BENEFICIAL TO ALLOW CHILDREN TO BE CREATIVE WITH THE MEANINGS, YOU WILL GET SEVERAL IDEAS FOR EACH SYMBOL AND MULTIPLE PERSPECTIVES. THIS IS A STEP TOWARD INTELLECTUAL GROWTH.

SOURCE: [WWW.EDUCATION.COM](http://WWW.EDUCATION.COM) (WEB)





BOOK 3: HAPPY DIWALI!

NEW DEHLI, INDIA

WRITTEN BY:

ERIN K. SCHONAUER & JAMIE C. SCHONAUER


ILLUSTRATED BY KATHLEEN SCHONAUER

## MATH AT THE KHARI BAOLI SPICE MARKET

WELCOME TO THE KHARI BAOLI SPICE MARKET! IT'S LOCATED IN OLD DELHI, INDIA. IT'S THE LARGEST SPICE MARKET IN THE CONTINENT OF ASIA. THE BUSY MARKET IS FILLED WITH VENDORS WHO SELL SPICES, NUTS, DRIED FRUITS, HERBS, AND PASTA. SHUBRA, NAKUL, AND HARMONY ARE GOING TO THE MARKET FOR A SHOPPING SPREE. THEY EACH BROUGHT PLENTY OF RUPEES. RUPEES IS THE TERM FOR MONEY IN INDIA. CAN YOU HELP SHUBRA, NAKUL, AND HARMONY SOLVE THESE MATH PROBLEMS?

1. SHUBRA HAS 420 RUPEES. SHE GOES TO THE KHARI BAOLI SPICE MARKET AND FINDS HER FAVORITE SWEET INDIAN MANGO SNACK CALLED AAM PAPAD. EACH BAG OF SNACKS COSTS 140 RUPEES. HOW MANY BAGS OF SNACKS CAN SHE BUY?
2. HARMONY AND SHUBRA TOOK 25 MINUTES TO REACH THE KHARI BAOLI SPICE MARKET. IT TOOK NAKUL 18 MINUTES. HOW MANY FEWER MINUTES DID IT TAKE NAKUL TO REACH THE MARKET?
3. HARMONY WANTS TO BUY TWO BAGS OF MIXED SEEDS. EACH BAG COSTS 350 RUPEES. HOW MANY RUPEES DOES HARMONY NEED?
4. SHUBRA, HARMONY, AND NAKUL BOUGHT 2 BAGS OF WALNUTS, 1 BAG OF CINNAMON, AND 3 BAGS OF DRIED CHERRIES. HOW MANY ITEMS DID THEY BUY?
5. HARMONY BOUGHT TWO TIMES AS MANY PISTACHIOS AS SHUBRA. IF SHUBRA BOUGHT 4 BAGS OF PISTACHIOS, HOW MANY DID HARMONY BUY?





BOOK 3: HAPPY DIWALI!

NEW DEHLI, INDIA

WRITTEN BY:

ERIN K. SCHONAUER & JAMIE C. SCHONAUER

ILLUSTRATED BY KATHLEEN SCHONAUER


## MATH AT THE KHARI BAOLI SPICE MARKET

### ANSWER KEY

ANSWER KEY:

1. THREE BAGS
2. SEVEN MINUTES
3. 700 RUPEES
4. SIX ITEMS
5. EIGHT BAGS





BOOK 3: HAPPY DIWALI!


NEW DEHLI, INDIA

WRITTEN BY:

ERIN K. SCHONAUER & JAMIE C. SCHONAUER

ILLUSTRATED BY KATHLEEN SCHONAUER

## CROSSWORD PUZZLE



### Down:


1. A round decoration often found in front of homes and businesses.
3. Lakshmi is a Hindu \_\_\_\_\_.
4. Capital of India
5. The Ganges is a sacred \_\_\_\_\_.
6. Burfi is a type of \_\_\_\_\_
9. Festival of Lights

### Across:

2. Clay oil lamp
7. Who guided Harmony home?
8. Shubra is Nakul's \_\_\_\_\_.
10. A popular mode of transportation in India
11. Nakul's favorite book
12. Another word for crackers







BOOK 3: HAPPY DIWALI!

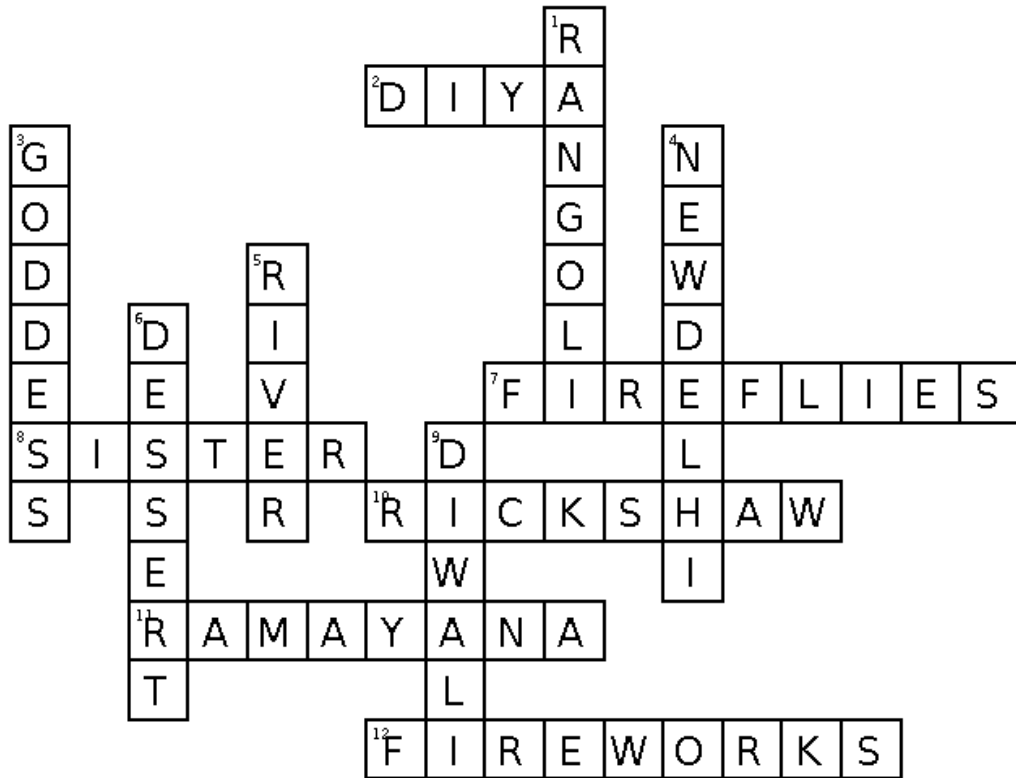
NEW DEHLI, INDIA


WRITTEN BY:

ERIN K. SCHONAUER & JAMIE C. SCHONAUER

ILLUSTRATED BY KATHLEEN SCHONAUER

## CROSSWORD PUZZLE – ANSWER KEY





BOOK 3: HAPPY DIWALI!

NEW DEHLI, INDIA

WRITTEN BY:

ERIN K. SCHONAUER & JAMIE C. SCHONAUER

ILLUSTRATED BY KATHLEEN SCHONAUER

## RANGOLI CLASS ACTIVITY

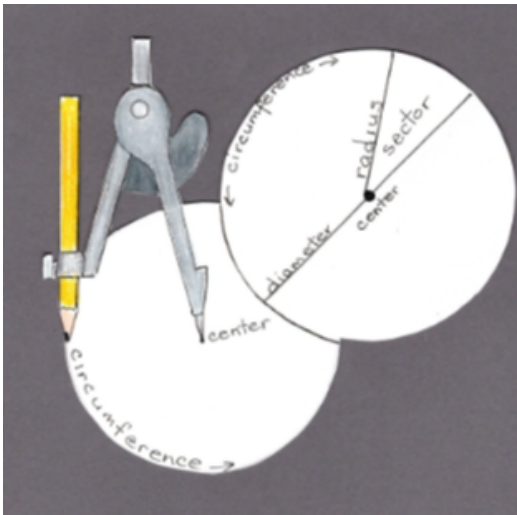
### MATH AND ART ACTIVITY

#### LEARNING OBJECTIVES:

- STUDENTS WILL BE ABLE TO IDENTIFY PARTS OF A CIRCLE: CENTER, RADIUS, DIAMETER, CIRCUMFERENCE AND SECTOR.
- STUDENTS WILL USE RADIAL BALANCE IN DESIGN. RADIAL BALANCE IS THE ORGANIZATION OF A DESIGN THAT GROWS FROM A CENTER OUTWARD.
- STUDENTS WILL USE REPETITION IN DESIGN. REPETITION CREATES RHYTHM AND RHYTHM CREATES HARMONY.
- STUDENTS WILL LEARN TO USE A COMPASS AS A TOOL TO CREATE CIRCLES.


#### ACTIVITY:

- HAVE THE STUDENTS WORK IN PAIRS AS THEY PRACTICE MAKING CIRCLES ON A 12 X 18 INCH SHEET OF WHITE CONSTRUCTION PAPER.



- DEMONSTRATE HOW TO HOLD A COMPASS TO CREATE A CIRCLE.





BOOK 3: HAPPY DIWALI!

NEW DEHLI, INDIA

WRITTEN BY:


ERIN K. SCHONAUER & JAMIE C. SCHONAUER


ILLUSTRATED BY KATHLEEN SCHONAUER

## RANGOLI CLASS ACTIVITY

### MATH AND ART ACTIVITY

- ASK ONE STUDENT TO HOLD DOWN THE POINT OF THE COMPASS WHILE THE OTHER TURNS THE COMPASS TO DRAW THE CIRCLE, IF NEEDED.
- THE POINT OF THE COMPASS CREATES A CENTER, AND THE PENCIL MARK CREATES THE CIRCUMFERENCE OR EDGE OF THE CIRCLE. IF YOU DRAW A LINE THROUGH THE CENTER OF THE CIRCLE YOU WILL MAKE A DIAMETER.
- HAVE THEM MARK THE CIRCLE WITH A CENTER POINT.
- AFTER PRACTICING, HAVE EACH STUDENT MAKE ONE LARGE CIRCLE, ON A CLEAN PAPER, AT LEAST SIX INCHES IN DIAMETER. HAVE THEM MEASURE THEIR CIRCLE WITH A RULER.
- CUT OUT THE CIRCLE AND FOLD IT IN HALF.





BOOK 3: HAPPY DIWALI!

NEW DEHLI, INDIA

WRITTEN BY:


ERIN K. SCHONAUER & JAMIE C. SCHONAUER

ILLUSTRATED BY KATHLEEN SCHONAUER


## RANGOLI CLASS ACTIVITY

### MATH AND ART ACTIVITY


1. FOLD IT INTO QUARTERS.



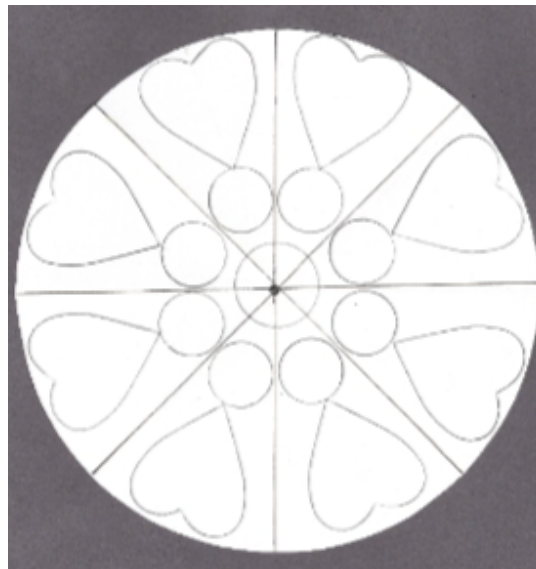
2. FOLD IT ONCE AGAIN IN EIGHTS.




3. OPEN THE CIRCLE TO SEE EIGHT SECTORS. USING A RULER, DRAW IN THE LINES MADE BY THE FOLDS.



4. NOW CREATE A RANGOLI PATTERN BY REPEATING THE SAME DESIGN IN ALL EIGHT SECTORS. [REPETITION] START IN THE CENTER AND DRAW OUTWARD TOWARDS THE CIRCUMFERENCE. USE THE SAME SHAPES IN EVERY SECTOR.





BOOK 3: HAPPY DIWALI!

NEW DEHLI, INDIA

WRITTEN BY:

ERIN K. SCHONAUER & JAMIE C. SCHONAUER

ILLUSTRATED BY KATHLEEN SCHONAUER

## RANGOLI CLASS ACTIVITY

### MATH AND ART ACTIVITY

VARIATIONS: CREATE THE SAME SHAPE IN EVERY OTHER SECTOR. ADD LINES WITH A RULER. DRAW IN MORE CIRCLES. USE STENCILS, IF AVAILABLE.

- COLOR IN THE RANGOLI USING CRAYONS, COLORED PENCILS OR MARKERS.
- ASK THE STUDENTS TO WRITE OUT THE PARTS OF THE CIRCLE ON THE BACK OF THEIR RANGOLIS.

#### MATERIALS:


- 12" X 18" WHITE CONSTRUCTION OR DRAWING PAPER
- PENCIL WITH ERASER
- RULER
- COMPASS
- MARKERS
- CRAYONS
- COLORED PENCILS

#### EVALUATION:

- DISPLAY THE FINISHED RANGOLIS IN A PROMINENT PLACE (BULLETIN BOARD, WALL, HALLWAY, ETC.) ASK THE CHILDREN TO POINT OUT EACH PART OF THE CIRCLE IN THEIR DESIGNS: CENTER, RADIUS, DIAMETER, CIRCUMFERENCE, SECTOR.
- WHAT DO THE CHILDREN THINK ABOUT THEIR RANGOLIS?
- RANGOLIS ARE MEANT TO WELCOME SOMEONE. ASK WHERE THEY WILL PLACE THEIR RANGOLI ( BEDROOM DOOR, FRONT DOOR, IN A WINDOW) AND WHO THEY INTEND TO WELCOME.







BOOK 3: HAPPY DIWALI!

NEW DEHLI, INDIA

WRITTEN BY:


ERIN K. SCHONAUER & JAMIE C. SCHONAUER

ILLUSTRATED BY KATHLEEN SCHONAUER

## RANGOLI COLORING ACTIVITY

PEACOCK RANGOLI





BOOK 3: HAPPY DIWALI!

NEW DEHLI, INDIA

WRITTEN BY:

ERIN K. SCHONAUER & JAMIE C. SCHONAUER

ILLUSTRATED BY KATHLEEN SCHONAUER

## HAPPY DIWALI CARDS



### LEARNING OBJECTIVES:


- STUDENTS WILL USE THE TECHNIQUES OF COLLAGE AND MIXED MEDIA IN DESIGN.
- STUDENTS WILL FOCUS ON USING DIWALI SYMBOLS IN THEIR WORK.
- STUDENTS WILL USE MINDFULNESS AND HEARTFULNESS BY KEEPING IN MIND THE RECIPIENT OF THE CARD AS THEY WORK.

### ACTIVITY:

- DISCUSS MINDFULNESS (BEING IN THE PRESENT) AND HOW IT CAN HELP THEM FOCUS ON THE ACTIVITY. SIT IN A CIRCLE ON CHAIRS OR ON THE FLOOR. INSTRUCT THE CHILDREN TO TAKE DEEP BREATHS IN THROUGH THEIR NOSE AND TO EXHALE SLOWLY THROUGH THE NOSE (FOR ONE TO TWO MINUTES). HAVE THEM PLACE THEIR HAND ON THEIR HEART TO NOTICE THE BEAT. NOW ASK THEM TO THINK OF A FRIEND, SIBLING OR RELATIVE FOR WHOM THEY ARE GRATEFUL. ENCOURAGE THEM TO SEND KIND THOUGHTS TO THAT PERSON AND HOLD THEM IN THEIR HEARTS. THIS IS CALLED HEARTFULNESS. SUGGEST THAT THEY CREATE A "HAPPY DIWALI" CARD FOR THAT PERSON.
- PROVIDE AN ASSORTMENT OF CONSTRUCTION PAPER 8" X 10".
- HAVE STUDENTS CHOOSE A PIECE AND FOLD IT IN HALF TO MAKE A CARD.







BOOK 3: HAPPY DIWALI!

NEW DEHLI, INDIA

WRITTEN BY:

ERIN K. SCHONAUER & JAMIE C. SCHONAUER

ILLUSTRATED BY KATHLEEN SCHONAUER


## HAPPY DIWALI CARDS

- CREATE A COLLAGE BY CUTTING OUT SHAPES AND PICTURES TO GLUE ONTO THE FRONT OF EACH CARD. USE ONE OR MORE DIWALI SYMBOLS IN YOUR COLLAGE.  
ELEPHANT—ROYALTY, GOOD LUCK  
PEACOCK—HAPPINESS, HARMONY  
FLOWERS—PURITY, BEAUTY  
DIYAS—LIGHT OVER DARKNESS  
COINS—FORTUNE  
RANGOLIS—WELCOME  
FIRECRACKERS/SPARKLERS—VICTORY OF GOOD OVER EVIL, CELEBRATION  
SWEETS—SWEET RELATIONSHIPS BETWEEN FRIENDS AND FAMILY.
- USE A MIXED MEDIA TECHNIQUE BY USING A VARIETY OF MATERIALS IN CREATING THE CARD.
- ON THE INSIDE, CREATE A SENTIMENT, POEM, PHRASE OR A DRAWING TO DEDICATE THE CARD TO SOMEONE. [ EXAMPLE: "MAY THE FESTIVAL OF LIGHTS BRIGHTEN EVERY PART OF YOUR LIFE."] DIWALI IS A TIME FOR LOVE, RESPECT AND TOLERANCE FOR FAMILY AND FRIENDS.

### MATERIALS:

- ASSORTED PAPERS: CONSTRUCTION, MAGAZINE PAGES, TISSUE PAPER, ETC.
- GLUE STICKS
- STICKERS
- PENCILS
- MARKERS
- CRAYOLAS
- SCISSORS
- RULERS





BOOK 3: HAPPY DIWALI!

NEW DEHLI, INDIA

WRITTEN BY:

ERIN K. SCHONAUER & JAMIE C. SCHONAUER

ILLUSTRATED BY KATHLEEN SCHONAUER


## HAPPY DIWALI CARDS

### EVALUATION:

- ASK IF ANYONE WANTS TO SHARE THEIR CARD WITH THE CLASS.
- HAVE THE STUDENTS DELIVER THEIR CARDS IN PERSON OR THROUGH THE MAIL IF NECESSARY, AT THEIR CONVENIENCE.

SOURCE: [WWW.EDUCATION.COM](http://WWW.EDUCATION.COM) (WEB)





BOOK 3: HAPPY DIWALI!

NEW DEHLI, INDIA

WRITTEN BY:

ERIN K. SCHONAUER & JAMIE C. SCHONAUER

ILLUSTRATED BY KATHLEEN SCHONAUER

## LEARN THE LANGUAGE

22 languages are spoken in India!

- Hindi (Hind-ee) is widely spoken in the northern and central parts of India and is the most spoken language in the country.
- Bengali (Ben-ga-lee) is primarily spoken in the eastern part of India, particularly in West Bengal.
- Telugu (Tel-oo-goo) is a major language in the southern state of Andhra Pradesh.

Here's a fun project -

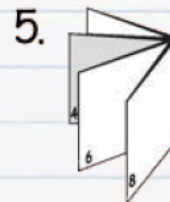
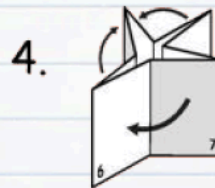
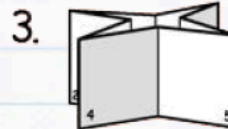
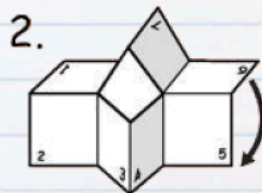
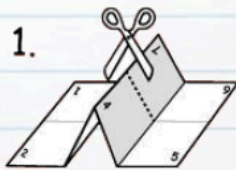
Cut and fold to make your own mini Hindi language book!




### FOLD-A-BOOK

Instructions

Need a video tutorial? Find one at [harmonymeetstheworld.com](http://harmonymeetstheworld.com)!





BOOK 3: HAPPY DIWALI!

NEW DEHLI, INDIA

WRITTEN BY:

ERIN K. SCHONAUER & JAMIE C. SCHONAUER

ILLUSTRATED BY KATHLEEN SCHONAUER



(write your name here)

collection of:



### JAI - VICTORY

victory for Rama.

जय श्री राम

Jai Shri Ram (jai-shree ram)

This phrase is sometimes translated as "Hail Lord Rama."

It is often used as a greeting or expression of reverence for

Lord Rama and is associated with the epic's themes of

righteousness, dharma, and

victory of good over evil.

6

## HINDI

### LEARN THE LANGUAGE

#### Harmony Meets the World

### FAMILY RELATIONS

Mother माँ ma (ma)

Father बाप Baap (baap)

Brother भाई Bhai (bhai)

Sister बहन Bhan (bha-han)

Friends मित्र मित्र (mi-tri)

Son पुत्र Pootri (poo-tra)

Daughter पुत्री Pootri (poo-tri)

5

### COUNT TO TEN

- 1 - ek (ah)
- 2 - do (doh)
- 3 - teen (teen)
- 4 - char (char)
- 5 - paanch (paanch)
- 6 - chhah (chah)
- 7 - saath (saath)
- 8 - aath (aah)
- 9 - nau (nau)
- 10 - das (dus)

For pronunciation:  
<https://1-lingo.com/free-lessons/en/learn-hindi/numbers-1-10.html>

### PROVERB

It's better late than never.

जब जागो तब सबेरा

Jab jago Tabsevera.

(jab-ja-ago tab-sa-vee-ra)

The literal translation is:

"Whenever you wake up, it's

morning." It means that it's never

too late to start or take action,

and one can make a positive

change or begin anew at any

time.

4

### NAMASTE

Namaste नमस्ते  
 Namaste (na-ma-stay) is a traditional Hindu greeting derived from Sanskrit, meaning "I bow to you." It is used to express respect, humility, and recognition of the divine essence within each person. It is used to say hello and goodbye.

2

### PHRASES

Yes हाँ haan (haan)

No नहीं Nah (na-hee)

Thank you धन्यवाद

Dhanyavaad (dhan-ya-vaad)

How are you? कैसे हौ

Kaise ho? (kay-say-hoe)

Happy Diwali! शुभ दीपावली


Shubh Deepavali!

(shubh dee-pa-va-li)

3



# PARENT/TEACHER RESOURCES



BOOK 3: HAPPY DIWALI!

NEW DEHLI, INDIA

WRITTEN BY:

ERIN K. SCHONAUER & JAMIE C. SCHONAUER

ILLUSTRATED BY KATHLEEN SCHONAUER

✂ Add your own notes to the inside of the language book! ✂

